



ROOT INSURANCE CO.

COLUMBUS, United States of America

Active

Private

BvD ID n° US311631404

This company is the Global Ultimate Owner of the corporate group

Key information

SUITE 2A, 34 WEST GAY STREET
43215 COLUMBUS
United States of America

+1 866 980 9431

Specialisation:

Non-life insurance

Previous name: CLUB INSURANCE COMPANY

Gross premium written for 2014

\$ 854 th ↘ -33%

Profit/(Loss) after tax for 2014

\$ 694 th ↗ +12.3%

Ownership

- 6 shareholders
- 0 subsidiary
- 0 company in the corporate group

PEPs and sanctions



This company is **not** the same or similar to a risk relevant name

Financial profile

Unconsolidated, United States
National Standard

	31/12/2014	31/12/2013	31/12/2012	31/12/2011	31/12/2010
	USD	USD	USD	USD	USD
	12 months	12 months	12 months	12 months	12 months
	Local GAAP	Local GAAP	Local GAAP	Local GAAP	Local GAAP
	SS US	SS US	SS US	SS US	SS US
Total assets	10,422,797 ↓	13,574,011 ↓	13,663,196 ↑	13,631,961 ↓	14,080,820
Capital & surplus	8,274,878 ↓	12,478,757 ↓	12,595,511 ↑	12,543,400 ↓	12,727,348
Gross premiums written	853,671 ↓	1,282,229 ↓	1,355,811 ↓	1,400,765 ↑	1,395,480
Profit/(loss) before tax	1,011,554 ↑	930,546 ↑	854,682 ↓	1,035,468 ↓	1,258,218
Profit/(loss) after tax	693,554 ↑	617,546 ↑	567,682 ↓	678,468 ↓	842,218
ROE using P/L before tax (%)	12.22 ↑	7.46 ↑	6.79 ↓	8.26 ↓	9.89
Profit margin (%)	118.49 ↑	72.57 ↑	63.04 ↓	73.92 ↓	90.16
ROA using P/L before tax (%)	9.71 ↑	6.86 ↑	6.26 ↓	7.60 ↓	8.94
Solvency ratio (%)	79.39 ↓	91.93 ↓	92.19 ↑	92.01 ↑	90.39

Directors and managers

No known directors or managers

News stories since last year

0 negative stories
2 stories in total

Contact

Contact information

SUITE 2A, 34 WEST GAY STREET
43215 COLUMBUS
United States of America

 +1 866 980 9431

 +1 614 431 7918

Industry & activities

Type of entity:

Insurance company

BvD sector:

Banking, Insurance & Financial Services

Specialisation:

Non-life insurance

NACE Rev. 2 main section: K - Financial and insurance activities

US SIC code(s)

Core code:	630	Insurance carriers
Primary code(s):	6311	Life insurance
	6331	Fire, marine, and casualty insurance
Secondary code(s):	6321	Accident and health insurance
	6324	Hospital and medical service plans
	6351	Surety insurance
	6361	Title insurance
	6399	Insurance carriers, not elsewhere classified

NACE Rev. 2 code(s)

Core code:	6500	Insurance, reinsurance and pension funding, except compulsory social security
Primary code(s):	6511	Life insurance
	6512	Non-life insurance

NAICS 2017 code(s)

Core code:	5241	Insurance Carriers
Primary code(s):	524113	Direct Life Insurance Carriers
	524126	Direct Property and Casualty Insurance Carriers
Secondary code(s):	524114	Direct Health and Medical Insurance Carriers
	524127	Direct Title Insurance Carriers
	524128	Other Direct Insurance (except Life, Health, and Medical) Carriers
	524130	Reinsurance Carriers

Trade description

INSURANCE

Identifiers

BvD ID number	US311631404
BvD account number	US311631404U
EIN (VAT/Tax number)	31-1631404
NAIC number (Company ID number)	10974
TIN (TIN)	31-1631404
Cortera LINK ID (IP identification)	299217452
AMBest ID (IP identification)	12356

Legal information

Active(updated in Orbis on 16/01/2016)

Insurance stock company
Insurance company

PEPs and sanctions



This company is **not** the same or similar to a risk relevant name

1 Previous name

CLUB INSURANCE COMPANY

Accounting information

Information for this record is provided by A.M. Best (last delivery: 16/07/2020)

No Recent financials available

Most recent accounts: 2014
Available in Orbis since 03/2019
Types of account: No recent Unconso.
Available for: 6 years

Accounts published in: USD
Closing date: 31/12/2014
Filing type: Annual report
Accounting template: Insurance company

Available account

31/12/2014

Unconsolidated, United States National Standard

Key indicators based on Unconsolidated, United States National Standard

Turnover for 2014

\$ 854 th ↘ -33%

Key financials & employees

Unconsolidated, United States
National Standard

	31/12/2014	31/12/2013	31/12/2012	31/12/2011	31/12/2010	31/12/2009
	USD	USD	USD	USD	USD	USD
	12 months	12 months	12 months	12 months	12 months	12 months
	Local GAAP	Local GAAP	Local GAAP	Local GAAP	Local GAAP	Local GAAP
	SS US	SS US	SS US	SS US	SS US	SS US
└ Operating revenue (Turnover)	853,671	1,282,229	1,355,811	1,400,765	1,395,480	1,817,995
└ P/L before tax	1,011,554	930,546	854,682	1,035,468	1,258,218	1,146,826
└ P/L for period [=Net income]	693,554	617,546	567,682	678,468	842,218	750,826
└ Cash flow	n.a.	n.a.	n.a.	n.a.	n.a.	n.a.
└ Total assets	10,422,797	13,574,011	13,663,196	13,631,961	14,080,820	14,150,011
└ Shareholders funds	8,274,878	12,478,757	12,595,511	12,543,400	12,727,348	12,469,040
└ Current ratio (x)	n.a.	n.a.	n.a.	n.a.	n.a.	n.a.
└ Profit margin (%)	n.s.	72.57	63.04	73.92	90.16	63.08
└ ROE using P/L before tax (%)	12.22	7.46	6.79	8.26	9.89	9.20
└ ROCE using P/L before tax (%)	n.a.	n.a.	n.a.	n.a.	n.a.	n.a.
└ Solvency ratio (Asset based) (%)	79.39	91.93	92.19	92.02	90.39	88.12

	31/12/2014	31/12/2013	31/12/2012	31/12/2011	31/12/2010	31/12/2009
	USD	USD	USD	USD	USD	USD
	12 months	12 months	12 months	12 months	12 months	12 months
	Local GAAP	Local GAAP	Local GAAP	Local GAAP	Local GAAP	Local GAAP
	SS US	SS US	SS US	SS US	SS US	SS US

L Number of employees	n.a.	n.a.	n.a.	n.a.	n.a.	n.a.
-----------------------	------	------	------	------	------	------

Global standard format

Unconsolidated, United States National Standard

	31/12/2014	31/12/2013	31/12/2012	31/12/2011	31/12/2010	31/12/2009
	USD	USD	USD	USD	USD	USD
	12 months	12 months	12 months	12 months	12 months	12 months
	Local GAAP	Local GAAP	Local GAAP	Local GAAP	Local GAAP	Local GAAP
	SS US	SS US	SS US	SS US	SS US	SS US

Balance sheet

Assets

L Total investments	10,253,799	13,338,352	13,439,248	13,408,685	13,828,774	13,864,028
L Total reinsurers' share of tech provisions	0	0	0	0	0	0
L Total debtors	85,836	152,108	148,843	141,900	151,619	158,985
L Assets (other)	83,162	83,551	75,105	81,376	100,427	126,998
Total assets	10,422,797	13,574,011	13,663,196	13,631,961	14,080,820	14,150,011

Liabilities

L Capital & surplus	8,274,878	12,478,757	12,595,511	12,543,400	12,727,348	12,469,040
L Total gross provisions	391,631	751,469	836,745	930,098	1,167,660	1,439,015
L Total creditors	1,695,871	107,140	114,071	128,964	78,349	213,956
L Liabilities (other)	60,417	236,645	116,869	29,499	107,463	28,000
Total liabilities and surplus	10,422,797	13,574,011	13,663,196	13,631,961	14,080,820	14,150,011

Profit & loss account

L Gross premiums written	853,671	1,282,229	1,355,811	1,400,765	1,395,480	1,817,995
L Net premiums written	853,671	1,282,229	1,355,811	1,400,765	1,395,480	1,817,995
L Earned premiums	1,205,737	1,320,791	1,382,502	1,401,829	1,524,241	2,161,539

	31/12/2014	31/12/2013	31/12/2012	31/12/2011	31/12/2010	31/12/2009
	USD	USD	USD	USD	USD	USD
	12 months	12 months	12 months	12 months	12 months	12 months
	Local GAAP	Local GAAP	Local GAAP	Local GAAP	Local GAAP	Local GAAP
	SS US	SS US	SS US	SS US	SS US	SS US

└ Total underwriting income	1,205,737	1,320,791	1,382,502	1,401,829	1,524,241	2,161,539
└ Total underwriting expenses	767,391	888,248	1,037,102	1,028,007	988,203	1,455,579
└ Balance on combined technical account	438,346	432,543	345,400	373,822	536,038	705,960
└ Net investment income	217,242	269,247	240,932	288,237	353,672	400,391
└ Profit/(loss) before tax	1,011,554	930,546	854,682	1,035,468	1,258,218	1,146,826
└ Profit/(loss) after tax	693,554	617,546	567,682	678,468	842,218	750,826
└ Ret profit/(loss) for the financial year	693,554	617,546	567,682	678,468	842,218	750,826

Memo lines

Life technical account

└ Gross premiums written	n.a.	n.a.	n.a.	n.a.	n.a.	n.a.
└ Net premiums written	n.a.	n.a.	n.a.	n.a.	n.a.	n.a.
└ Earned premiums	n.a.	n.a.	n.a.	n.a.	n.a.	n.a.
└ Total revenue	n.a.	n.a.	n.a.	n.a.	n.a.	n.a.
└ Total expenses	n.a.	n.a.	n.a.	n.a.	n.a.	n.a.
└ Balance on life technical account	n.a.	n.a.	n.a.	n.a.	n.a.	n.a.

Non-life technical account

└ Gross premiums written	853,671	1,282,229	1,355,811	1,400,765	1,395,480	1,817,995
└ Net premiums written	853,671	1,282,229	1,355,811	1,400,765	1,395,480	1,817,995
└ Earned premiums	1,205,737	1,320,791	1,382,502	1,401,829	1,524,241	2,161,539
└ Total underwriting expenses	767,391	888,248	1,037,102	1,028,007	988,203	1,455,579
└ Balance on general technical account	438,346	432,543	345,400	373,822	536,038	705,960

Global ratios

Unconsolidated, United States
National Standard

	31/12/2014	31/12/2013	31/12/2012	31/12/2011	31/12/2010	31/12/2009
	USD	USD	USD	USD	USD	USD
	12 months	12 months	12 months	12 months	12 months	12 months
	Local GAAP	Local GAAP	Local GAAP	Local GAAP	Local GAAP	Local GAAP
	SS US	SS US	SS US	SS US	SS US	SS US

Profitability ratios

└ ROE using P/L before tax (%)	12.22	7.46	6.79	8.26	9.89	9.20
└ Profit margin (%)	118.49	72.57	63.04	73.92	90.16	63.08
└ ROA using P/L before tax (%)	9.71	6.86	6.26	7.60	8.94	8.10
└ Net Premiums/Gross Premiums (%)	100.00	100.00	100.00	100.00	100.00	100.00
└ Investment Yield (%)	2.12	2.02	1.79	2.15	2.56	2.89

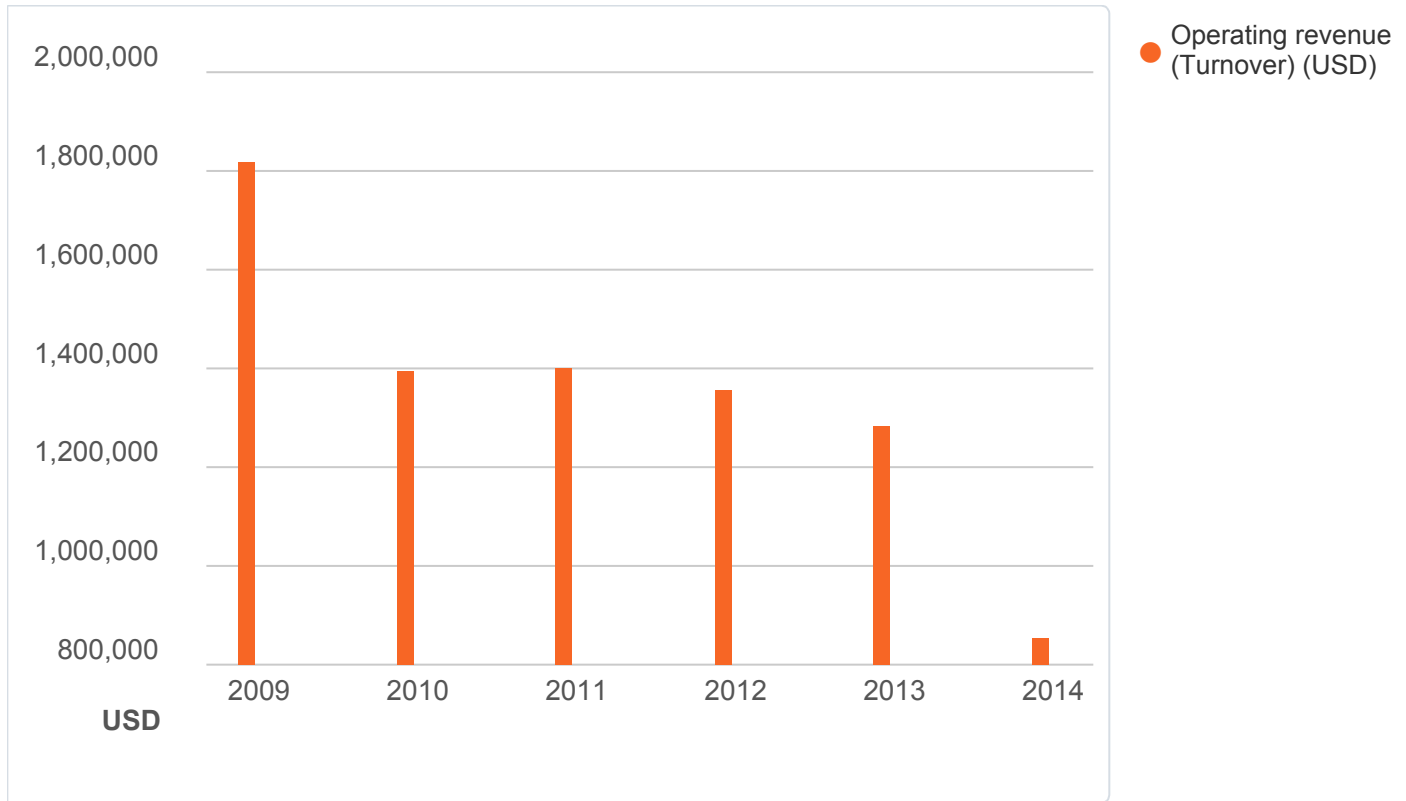
Structure ratios

└ Solvency ratio (%)	79.39	91.93	92.19	92.01	90.39	88.12
└ U/W Result/Net Investment Inc. (%)	201.78	160.65	143.36	129.69	151.56	176.32

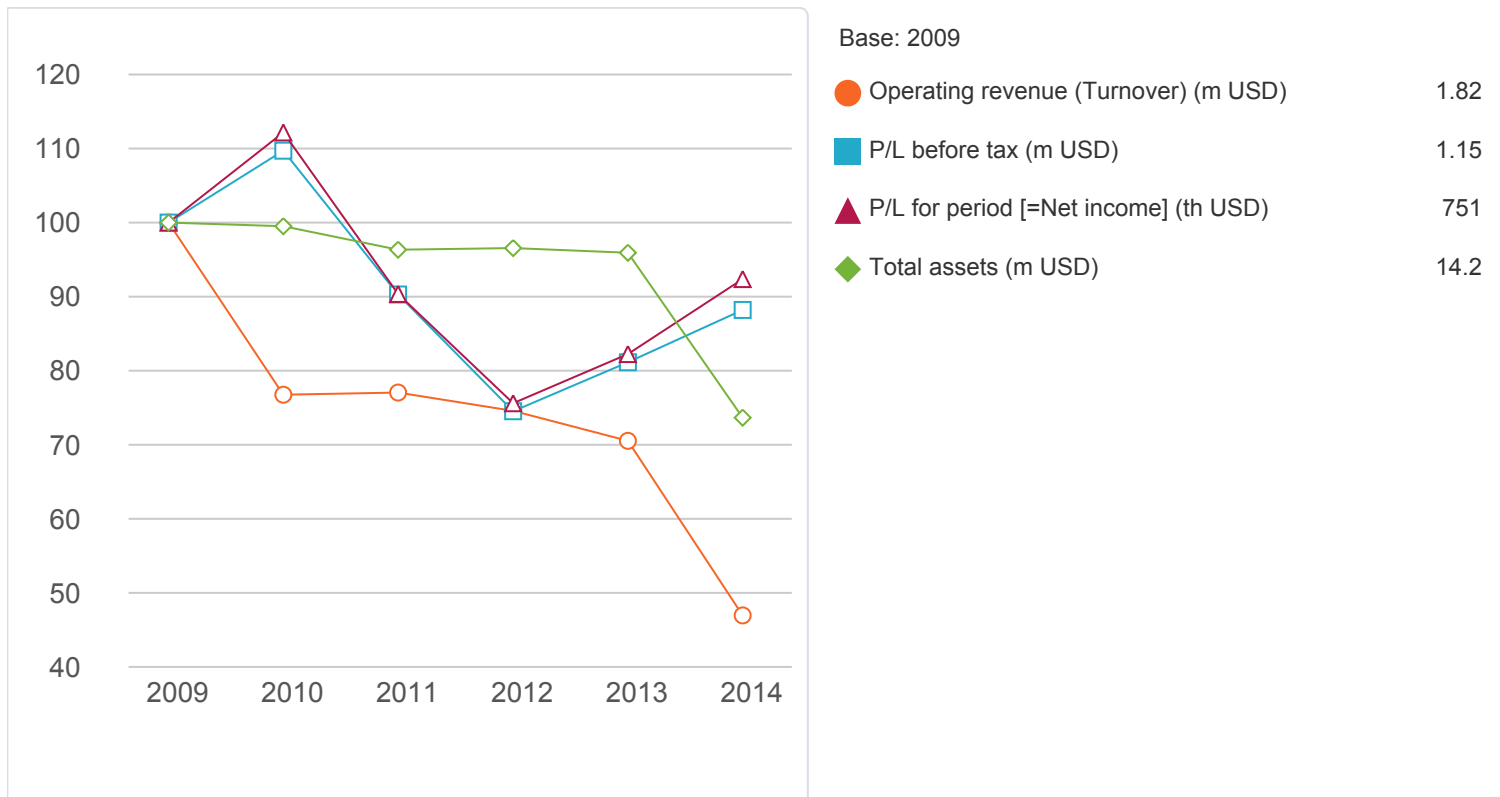
Detailed format

Unconsolidated, United States
National Standard

Graph - Value over time



Graph - Indices of several values over time



Cash flow statement

Unconsolidated, United States
National Standard
No data available for this company

Peer comparison

Accounting year: Peer group year	Year	Operating revenue (Turnover) th USD	P/L before tax th USD
Median		834	219
Standard deviation		23	454
Average		872	361

STEWART TITLE GUARANTY DE MEXICO SA DE CV	2014	866	7	361	5
TRUST INSURANCE CO. SAL	2014	834	11	114	8
NEW ZEALAND MEDICAL PROFESSIONALS LTD	2014	889	4	392	4
NATIONAL SERVICE CONTRACT INSURANCE CO. (RIS	2014	904	1	219	6
ROOT INSURANCE CO.	2014	854	9	1,012	2
COLONIAL RE LTD	2014	857	8	1,222	1
LONE STAR NATIONAL INSURANCE CO.	2014	900	2	-89	9
GENERAL ALLIANCE INSURANCE ZAMBIA LTD	2014	895	3	140	7
SOUTHWEST GENERAL INSURANCE CO.	2014	876	6	-115	10
CESCE ARGENTINA SA SEGUROS DE CREDITO Y GAR	2014	838	10	-159	11
PONCE DE LEON LTC RRG INC.	2014	882	5	879	3

Accounting year: Peer group year	Year	P/L for period [=Net income] th USD	Total assets th USD
Median		219	5,981
Standard deviation		425	3,503
Average		314	6,775

STEWART TITLE GUARANTY DE MEXICO SA DE CV	2014	361	4	7,932	5
TRUST INSURANCE CO. SAL	2014	100	7	4,326	8
NEW ZEALAND MEDICAL PROFESSIONALS LTD	2014	288	5	3,812	9
NATIONAL SERVICE CONTRACT INSURANCE CO. (RIS	2014	219	6	12,851	1
ROOT INSURANCE CO.	2014	694	3	10,423	2
COLONIAL RE LTD	2014	1,222	1	10,122	3
LONE STAR NATIONAL INSURANCE CO.	2014	-133	10	5,981	6
GENERAL ALLIANCE INSURANCE ZAMBIA LTD	2014	87	8	1,531	11
SOUTHWEST GENERAL INSURANCE CO.	2014	-99	9	2,830	10
CESCE ARGENTINA SA SEGUROS DE CREDITO Y GAR	2014	-159	11	4,798	7
PONCE DE LEON LTC RRG INC.	2014	879	2	9,916	4

Accounting year: Peer group year	Year	Shareholders funds th USD	Number of employees
Median		2,885	n.a.
Standard deviation		3,469	n.a.
Average		4,498	n.a.

STEWART TITLE GUARANTY DE MEXICO SA DE CV	2014	2,885	6	n.a.
TRUST INSURANCE CO. SAL	2014	2,448	7	n.a.
NEW ZEALAND MEDICAL PROFESSIONALS LTD	2014	2,408	8	n.a.
NATIONAL SERVICE CONTRACT INSURANCE CO. (RIS	2014	10,982	1	n.a.
ROOT INSURANCE CO.	2014	8,275	3	n.a.
COLONIAL RE LTD	2014	10,112	2	n.a.
LONE STAR NATIONAL INSURANCE CO.	2014	3,855	5	n.a.
GENERAL ALLIANCE INSURANCE ZAMBIA LTD	2014	820	11	n.a.
SOUTHWEST GENERAL INSURANCE CO.	2014	1,562	9	n.a.
CESCE ARGENTINA SA SEGUROS DE CREDITO Y GAR	2014	1,231	10	n.a.
PONCE DE LEON LTC RRG INC.	2014	4,899	4	n.a.

Peer group definition

Closest 10 international companies according to the Operating revenue (Turnover) of the subject company for the last available year (2014) amongst the standard peer group.

The standard peer group is based on company class: 101 - Non-life insurance.

Company ratings

Your subscription does not include some of the agency ratings.

Country ratings

Your subscription does not include some of the agency ratings.

EIU

	Rating	Date	Action/Direction	Outlook	Watch
Overall country rating	AA	01/03/2020			
Banking sector rating	A	01/03/2020		Stable	

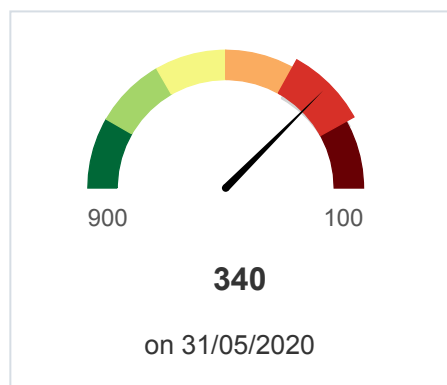
Copyright © 2020 The Economist Intelligence Unit Limited. All rights reserved.

Graph - company ratings over time

Your subscription does not include some of the agency ratings.

National scores

Cortera payment score



The company has paid relatively slow over the past 3 months (between 30 and 45 days)

Payment risk segment: 2 Consistently higher risk



Managed funds

There is no available data for this entity set

Current directors & managers

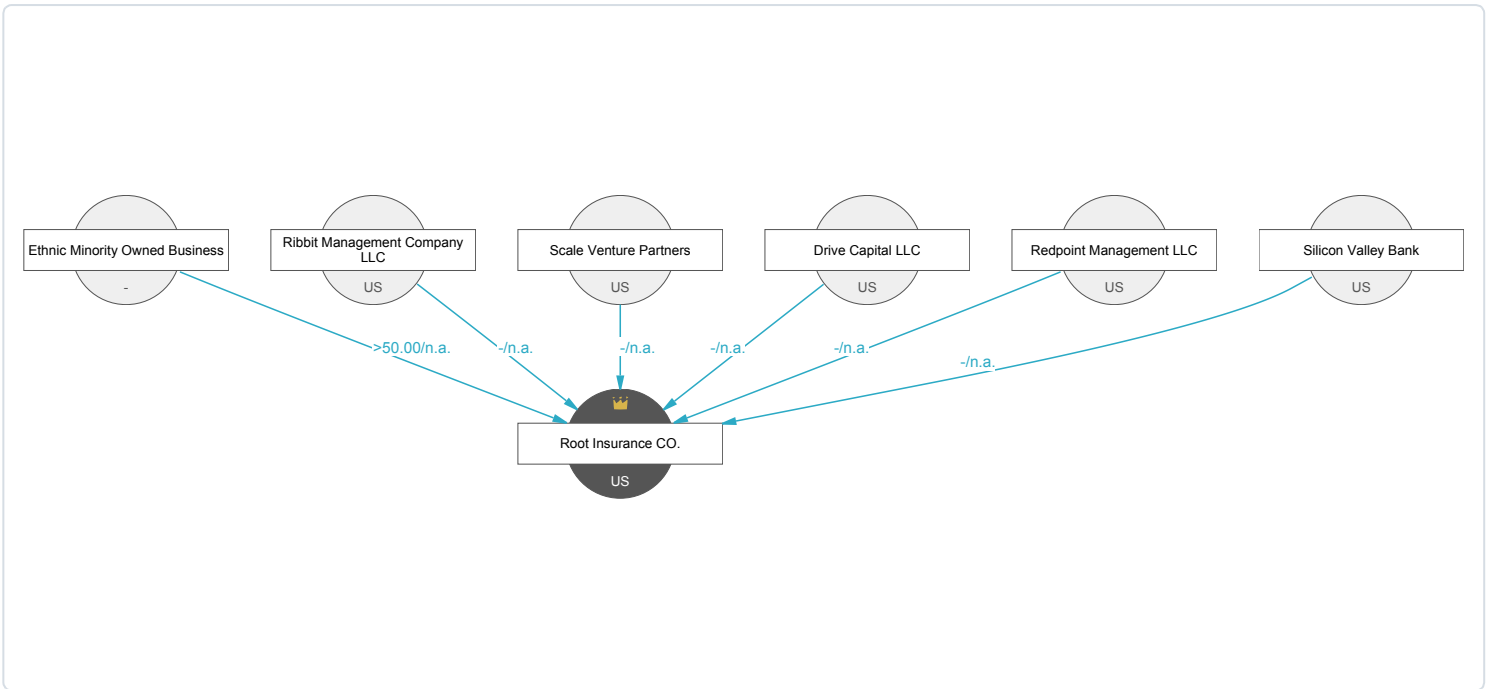
No data available for this company that match your filter criteria

Filters

Formal sources
Bodies & departments

Ownership structure

Graph : Shareholders



All 6 shareholders and the controlling shareholder path are represented.

Legend

	Controlling shareholder	x/x	Direct / Total ownership %
	An individual	BR	Branch
	Beneficial Owner	CQP1	50% + 1 Share
	Global Ultimate Owner	CTP	Calculated total percentage
	There are names that are the same, or similar to, a risk relevant name	DM	Director/Manager
		FC	Foreign company
		GP	General partner
		JO	Jointly owned, = 50 %
		MO	Majority owned, > 50%
		n.a.	Not available
		NG	Negligible, <=0.01%
		REG	Beneficial Owner from register, = 100%
		T	Sole trader, = 100 %
		VE	Vessel
		WO	Wholly owned, >= 98%

Ultimate Owner definition

The path from the company to its Ultimate Owner is minimum 50.01%
 I consider a company the Ultimate Owner if there are no identified shareholders or if the shareholder percentage is not known.

Geographic footprint

There's no corporate group for this company

Ultimate Owner definition

The path from the company to its Ultimate Owner is minimum 50.01%
I consider a company the Ultimate Owner if there are no identified shareholders or if the shareholder percentage is not known.

Corporate group

This entity has no subsidiaries and has no GUO itself because the entity is independent (BvD Independence Indicator A-). Therefore there is no Corporate Group.

Ultimate Owner definition

The path from the company to its Ultimate Owner is minimum 50.01%
I consider a company the Ultimate Owner if there are no identified shareholders or if the shareholder percentage is not known.

Controlling shareholders

BvD independence indicator



A - Independent company

Has no identified shareholder with over 25% ownership
Confidence level: low

This company is the Global Ultimate Owner of the group.

Ultimate Owner definition

The path from the company to its Ultimate Owner is minimum 50.01%
I consider a company the Ultimate Owner if there are no identified shareholders or if the shareholder percentage is not known.

Current shareholders

Name	Country	Type	Ownership		Info		Op. Rev. (m USD) *	No of employees
			Direct %	Total %	Source	Date		
ETHNIC MINORITY OWNED BUSINESS	-	D =	>50.00	n.a.	CU	05/2020	-	-
DRIVE CAPITAL LLC	US	P =	-	n.a.	Z	10/2016	1	1

Name	Country	Type	Ownership			Info		Op. Rev. (m USD) *	No of employees
			Direct %	Total %	Source	Date			
REDPOINT MANAGEMENT LLC	US	V	-	-	n.a.	Z	03/2018	1	15
RIBBIT MANAGEMENT COMPANY LLC	US	V	-	-	n.a.	Z	03/2018	n.a.	n.a.
SCALE VENTURE PARTNERS	US	V	-	-	n.a.	Z	03/2018	6	21
SILICON VALLEY BANK	US	B	-	-	n.a.	Z	03/2018	2,782	3,140

Legend

Z Bureau van Dijk

D = Unnamed private shareholders, aggregated

P = Private equity firm

V = Venture capital

B = Bank

Shareholders history

Current shareholders

Name	Country	Type	Ownership		Info		Op. Rev. (m USD) *	No of employees
			Direct %	Total %	Source	Date		
ETHNIC MINORITY OWNED BUSINESS	-	D	>50.00	n.a.	CU	05/2020	-	-
DRIVE CAPITAL LLC	US	P	-	n.a.	Z	10/2016	1	1
REDPOINT MANAGEMENT LLC	US	V	-	n.a.	Z	03/2018	1	15
RIBBIT MANAGEMENT COMPANY LLC	US	V	-	n.a.	Z	03/2018	n.a.	n.a.
SCALE VENTURE PARTNERS	US	V	-	n.a.	Z	03/2018	6	21
SILICON VALLEY BANK	US	B	-	n.a.	Z	03/2018	2,782	3,140

Legend

Z Bureau van Dijk

D = Unnamed private shareholders, aggregated

P = Private equity firm

V = Venture capital

B = Bank

Previous shareholders

There is no data available for this entity.

Filters

Shareholders: All

All information since 01/2002

Branches

This entity has 1 branch

Name	Country	City	NACE, text description
ROOT INSURANCE CO	US	COLUMBUS	Activities of insurance agents and brokers

Mergers & acquisitions

Date	Headline
<input checked="" type="checkbox"/> 31/08/2019	Root Insurance Company raises E funding led by DST Global Advisors, Coatue Management and other investors (deal no. 1941264040)

Filters

Deals: M&A deals

Period: Last year

Corporate: For the company

Sources : Bureau van Dijk

Research

Company profiles

Source	Document	Type	Date
GlobalData	Root Insurance Company - Company Review	Capsule	09/04/2020
	Root Insurance Company - Company Review		29/01/2019

Filters:

Moody's Investors Service, Moody's Analytics Capital Markets, MarketLine, Morningstar, GlobalData

Industry profiles

Source	Document	Type	Date
MarketLine Company operates in the industry	Retail Savings & Investments in the United States	Industry profile	01/06/2020
	Retail Savings & Investments in the United States		07/05/2019

	Retail Savings & Investments in the United States		28/06/2018
	Retail Savings & Investments in the United States		15/06/2017
	Retail Savings & Investments in the United States		30/06/2016
	Retail Savings & Investments in the United States		30/03/2015
	Retail Savings & Investments in the United States		01/04/2014
	Retail Savings & Investments in the United States		01/10/2012
	Retail Savings & Investments in the United States		01/11/2011
	Retail Savings & Investments in the United States		01/11/2010
	Retail Savings & Investments in the United States		01/12/2009
	Retail Savings & Investments in the United States		01/12/2008
	Retail Savings & Investments in the United States		01/01/2008
	Retail Savings & Investments in the United States		01/12/2006
	Retail Savings & Investments in the United States		01/12/2005
	Retail Savings & Investments in the United States		01/11/2004
	Retail Savings & Investments in the United States		01/12/2003
MarketLine Company operates in the industry	Global Insurance	Industry profile	26/02/2020
	Global Insurance		04/05/2018
	Global Insurance		31/10/2017
	Global Insurance		04/01/2017
	Global Insurance		15/01/2016

Global Insurance	01/02/2015
Global Insurance	01/01/2014
Global Insurance	01/10/2012
Global Insurance	01/09/2011
Global Insurance	01/08/2010
Global Insurance	01/11/2009
Global Insurance	01/11/2008
Global Insurance	01/10/2007
Global Insurance	01/10/2006
Global Insurance	01/10/2005
Global Insurance	01/05/2005
Global Insurance	01/11/2004
Global Insurance	01/08/2004
Global Insurance	01/12/2003
Global Insurance	24/11/2015
Global Insurance	24/11/2015
Global Insurance	01/09/2014
Global Insurance	01/01/2014
Global Insurance	01/01/2013
Global Insurance	01/08/2011
Global Insurance	01/11/2010
Global Insurance	01/09/2009
Global Insurance	01/11/2008
Global Insurance	01/01/2008
Global Insurance	01/12/2006
Global Insurance	01/12/2005

	Global Insurance		01/05/2005
	Global Insurance		01/10/2004
	Global Insurance		01/08/2004
	Global Insurance		01/12/2003
MarketLine Company operates in the industry	Insurance in the United States	Industry profile	26/02/2020
	Insurance in the United States		04/05/2018
	Insurance in the United States		31/10/2017
	Insurance in the United States		04/01/2017
	Insurance in the United States		15/01/2016
	Insurance in the United States		01/02/2015
	Insurance in the United States		01/01/2014
	Insurance in the United States		01/10/2012
	Insurance in the United States		01/09/2011
	Insurance in the United States		01/08/2010
	Insurance in the United States		01/11/2009
	Insurance in the United States		01/11/2008
	Insurance in the United States		01/10/2007
	Insurance in the United States		01/10/2006
	Insurance in the United States		01/10/2005
	Insurance in the United States		01/11/2004
	Insurance in the United States		01/12/2003
	Insurance in the United States		06/07/2018
	Insurance in the United States		18/04/2018
	Insurance in the United States		24/11/2015
	Insurance in the United States		24/11/2015
	Insurance in the United States		01/09/2014

	Insurance in the United States		01/01/2014
	Insurance in the United States		01/01/2013
	Insurance in the United States		01/08/2011
	Insurance in the United States		01/11/2010
	Insurance in the United States		01/09/2009
	Insurance in the United States		01/11/2008
	Insurance in the United States		01/01/2008
	Insurance in the United States		01/12/2006
	Insurance in the United States		01/12/2005
	Insurance in the United States		01/10/2004
	Insurance in the United States		01/12/2003
MarketLine Company operates in the industry	Insurance in North America	Industry profile	26/02/2020
	Insurance in North America		04/05/2018
	Insurance in North America		31/10/2017
	Insurance in North America		04/01/2017
	Insurance in North America		15/01/2016
	Insurance in North America		01/02/2015
	Insurance in North America		01/01/2014
	Insurance in North America		28/06/2018
	Insurance in North America		18/04/2018
	Insurance in North America		24/11/2015
	Insurance in North America		24/11/2015
MarketLine Company operates in the industry	Global Non-Life Insurance	Industry profile	20/02/2020
MarketLine Company operates in the industry	Global Life Insurance	Industry profile	20/02/2020
	Global Life Insurance		28/01/2019

	Global Life Insurance		23/01/2019
	Global Life Insurance		12/04/2018
	Global Life Insurance		28/03/2017
	Global Life Insurance		23/06/2016
	Global Life Insurance		17/04/2015
	Global Life Insurance		01/05/2014
	Global Life Insurance		01/03/2013
	Global Life Insurance		01/01/2012
	Global Life Insurance		01/06/2010
	Global Life Insurance		01/12/2009
	Global Life Insurance		01/08/2008
	Global Life Insurance		01/07/2007
	Global Life Insurance		01/09/2006
	Global Life Insurance		01/07/2005
	Global Life Insurance		01/03/2004
	Global Life Insurance		01/12/2003
MarketLine Company operates in the industry	Non-Life Insurance in the United States	Industry profile	20/02/2020
MarketLine Company operates in the industry	Life Insurance in the United States	Industry profile	20/02/2020
	Life Insurance in the United States		28/01/2019
	Life Insurance in the United States		23/01/2019
	Life Insurance in the United States		12/04/2018
	Life Insurance in the United States		28/03/2017
	Life Insurance in the United States		23/06/2016
	Life Insurance in the United States		17/04/2015
	Life Insurance in the United States		01/05/2014

	Life Insurance in the United States		01/03/2013
	Life Insurance in the United States		01/01/2012
	Life Insurance in the United States		01/06/2010
	Life Insurance in the United States		01/12/2009
	Life Insurance in the United States		01/08/2008
	Life Insurance in the United States		01/07/2007
	Life Insurance in the United States		01/09/2006
	Life Insurance in the United States		01/07/2005
	Life Insurance in the United States		01/03/2004
	Life Insurance in the United States		01/12/2003
MarketLine Company operates in the industry	Non-Life Insurance in North America	Industry profile	20/02/2020
MarketLine Company operates in the industry	Life Insurance in North America	Industry profile	20/02/2020
	Life Insurance in North America		28/11/2017
	Life Insurance in North America		28/11/2017
	Life Insurance in North America		09/01/2017
MarketLine Company operates in the industry	Global Reinsurance	Industry profile	10/05/2019
	Global Reinsurance		10/05/2018
	Global Reinsurance		06/07/2017
	Global Reinsurance		03/10/2016
	Global Reinsurance		16/10/2015
	Global Reinsurance		16/01/2015
	Global Reinsurance		01/12/2014
	Global Reinsurance		01/10/2013
	Global Reinsurance		01/05/2012
	Global Reinsurance		01/04/2011

Global Reinsurance	01/03/2010
Global Reinsurance	01/03/2009
Global Reinsurance	01/04/2008
Global Reinsurance	01/03/2007
Global Reinsurance	01/04/2006
Global Reinsurance	01/05/2005
Global Reinsurance	01/08/2004
Global Reinsurance	01/12/2003
Global Reinsurance	20/06/2019
Global Reinsurance	11/04/2018
Global Reinsurance	26/05/2017
Global Reinsurance	26/05/2017
Global Reinsurance	25/07/2016
Global Reinsurance	05/11/2015
Global Reinsurance	01/06/2014
Global Reinsurance	01/06/2014
Global Reinsurance	01/03/2009
Global Reinsurance	01/04/2008
Global Reinsurance	01/03/2007
Global Reinsurance	01/04/2006
Global Reinsurance	01/05/2005
Global Reinsurance	01/08/2004
Global Reinsurance	01/12/2003

Industry profiles Filters

Moody's Investors Service, Moody's Analytics Capital Markets, MarketLine, Morningstar, GlobalData

My variables

Unconsolidated, United States
National Standard
No data available for this company

Appendix – Omitted chapters

The chapters listed below have been omitted because they have no data for this company, or the data cannot be represented in the PDF

- Legal events
- Segment data - Business lines
- Segment data - Geographic segments
- Stock profile
- Annual stock data
- Annual stock valuation
- Pricing series
- Beta and price volatility
- Earnings estimates
- Credit default swaps
- Previous directors & managers
- Current auditors, bankers & other advisors
- Previous auditors, bankers & other advisors
- Current subsidiaries
- Patent portfolio
- Royalties agreements
- Company and market news
- FACTIVA news
- Crossborder investments
- Liquidity events & potential beneficiaries
- Local registry documents
- Global reports
- EOL SEC filings