



ASPIRE VAPE CO

NORTH HOLLYWOOD, United States of America

Active

Private

BvD ID n° US301045952L


This company is a Single location

Key information

12228 SHERMAN WAY
NORTH HOLLYWOOD, CA 91605
United States of America

Activity:

Corporate, Retail

 +1 877 359 5940

Turnover for 2019

\$ 100 th

Net income for 2019

Not available

Ownership

- 0 shareholder
- 0 subsidiary
- 0 company in the corporate group

PEPs and sanctions



This company is **not** the same or similar to a risk relevant name

Financial profile

Limited financials, Local registry filing
Estimate

	2019
	USD
	12 months
	Cortera
Operating revenue (Turnover)	100,000
Number of employees	1

Directors and managers

No known directors or managers


News stories since last year

0 negative stories
0 stories in total

Contact

Contact information

12228 SHERMAN WAY
NORTH HOLLYWOOD, CA 91605
United States of America

 +1 877 359 5940

Latitude longitude 34° 12' 3.8" N 118° 23' 58.5" W
State California
County Los Angeles County
Metropolitan Statistical Area Los Angeles-Long Beach-Anaheim, CA

Industry & activities

Type of entity: Corporate
BvD sector: Retail
NACE Rev. 2 main section: G - Wholesale and retail trade; repair of motor vehicles and motorcycles

US SIC code(s)

Core code: **599** Retail stores, not elsewhere classified
Primary code(s): **5993** Tobacco stores and stands

NACE Rev. 2 code(s) {derived from US SIC codes}

Core code: **4726** Retail sale of tobacco products in specialised stores
Primary code(s): **4726** Retail sale of tobacco products in specialised stores

NAICS 2017 code(s) {derived from US SIC codes}

Core code: **4539** Other Miscellaneous Store Retailers
Primary code(s): **453991** Tobacco Stores

Identifiers

BvD ID number US301045952L
BvD account number US301045952LU
Cortera LINK ID (IP identification) 301045952

Legal information

Active(updated in Orbis on 23/08/2018)
Corporate

PEPs and sanctions



This company is **not** the same or similar to a risk relevant name

Accounting information

Information for this record is provided by Cortera (last delivery: 14/07/2020)

Most recent accounts: 2019
Available in Orbis since 07/2020
Types of account: Limited financial data
Available for: 1 year

Accounts published in: USD
Filing type: Local registry filing
Accounting template: Corporate

Available account

2019 Limited financials, Local registry filing

Key indicators based on Limited financials, Local registry filing

Turnover for 2019

\$ 100 th

Number of employees

1

Key financials & employees

Limited financials, Local registry filing
Estimate

2019
USD
12 months
Cortera

L Operating revenue (Turnover)	100,000
L Number of employees	1

Global standard format

Limited financials, Local registry filing
Estimate

2019
USD
12 months
Cortera

Balance sheet

Memo lines

L Number of employees	1
-----------------------	---

Profit & loss account

L Operating revenue (Turnover)	100,000
--------------------------------	---------

Global ratios

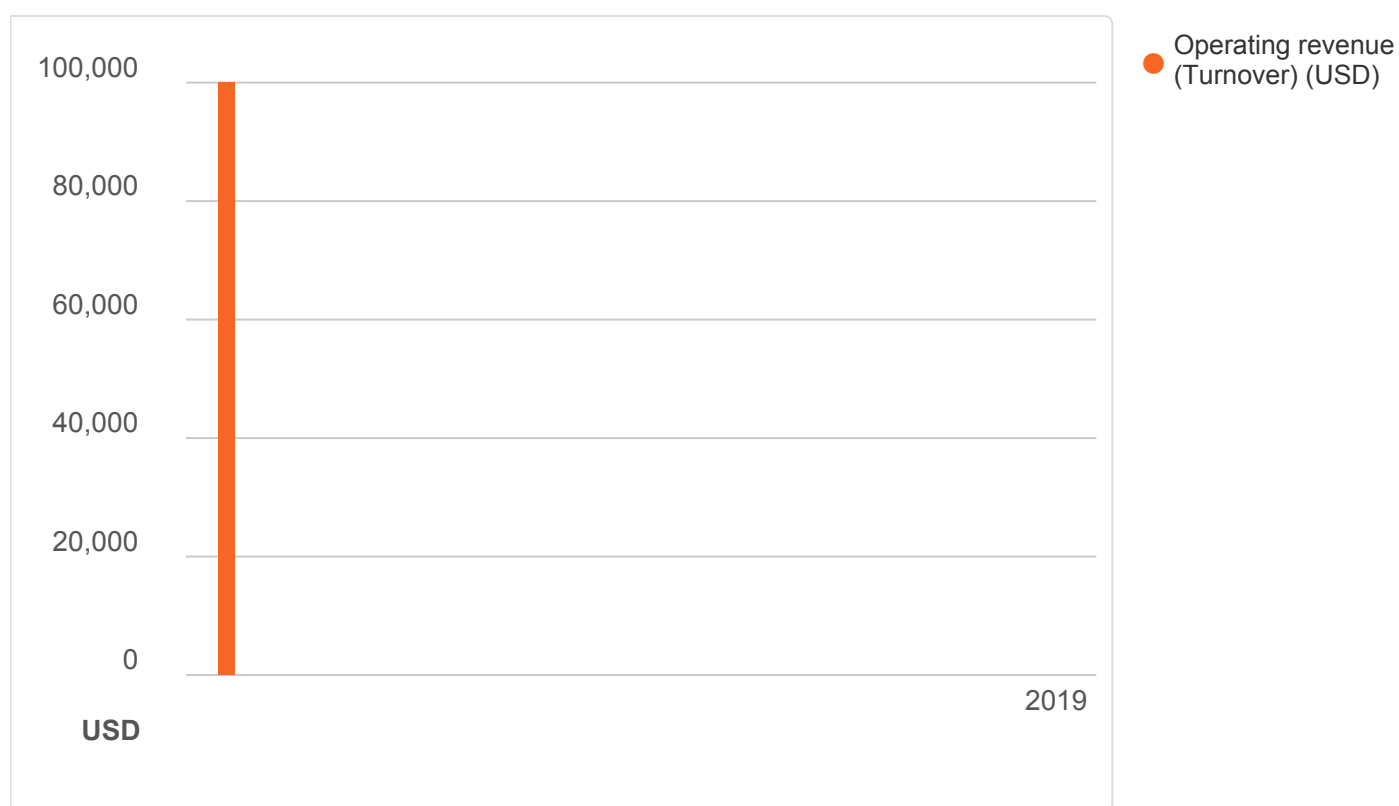
Limited financials, Local registry filing

2019
 USD
 12 months
 Cortera

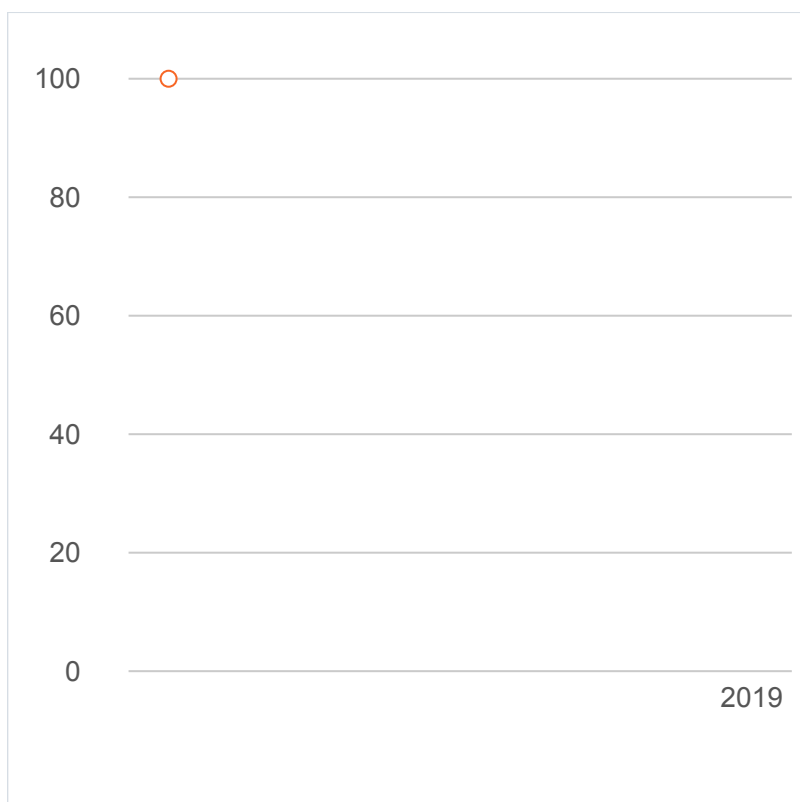
Per employee ratios

Operating revenue per employee (th)	100
-------------------------------------	-----

Graph - Value over time



Graph - Indices of several values over time



Base: 2019

● Operating revenue (Turnover) (th USD)

100

Peer comparison

Accounting year: Peer group year	Year	Operating revenue (Turnover) th USD	P/L before tax th USD
Median		100	n.a.
Standard deviation		0	n.a.
Average		100	n.a.

BIG SEXY VAPES LLC	2019	100	1	n.a.
SMOKE & MIRRORS	2019	100	1	n.a.
FINE ASH CIGARS	2019	100	1	n.a.
MARS SMOKE SHOP BEER & WINE	2019	100	1	n.a.
MA TOBACCO	2019	100	1	n.a.
WILSONS CIGAR STORE	2019	100	1	n.a.
BEAVER SQUARE SMOKE SHOPPE	2019	100	1	n.a.
BULLOCKS SMOKE SHOP & GAS & DRIVE THRU	2019	100	1	n.a.
KP S TOBACCO OUTLET	2019	100	1	n.a.
SMOKE SHOP WEST END BUILDING UNIT ONLY	2019	100	1	n.a.
ASPIRE VAPE CO	2019	100	1	n.a.

Accounting year: Peer group year	Year	P/L for period [=Net income] th USD	Total assets th USD
Median		n.a.	n.a.
Standard deviation		n.a.	n.a.
Average		n.a.	n.a.

BIG SEXY VAPES LLC	2019	n.a.	n.a.
SMOKE & MIRRORS	2019	n.a.	n.a.
FINE ASH CIGARS	2019	n.a.	n.a.
MARS SMOKE SHOP BEER & WINE	2019	n.a.	n.a.
MA TOBACCO	2019	n.a.	n.a.
WILSONS CIGAR STORE	2019	n.a.	n.a.
BEAVER SQUARE SMOKE SHOPPE	2019	n.a.	n.a.
BULLOCKS SMOKE SHOP & GAS & DRIVE THRU	2019	n.a.	n.a.
KP S TOBACCO OUTLET	2019	n.a.	n.a.
SMOKE SHOP WEST END BUILDING UNIT ONLY	2019	n.a.	n.a.
ASPIRE VAPE CO	2019	n.a.	n.a.

Accounting year: Peer group year	Year	Shareholders funds th USD	Number of employees
Median		n.a.	1
Standard deviation		n.a.	0
Average		n.a.	1

BIG SEXY VAPES LLC	2019	n.a.	1	1
SMOKE & MIRRORS	2019	n.a.	1	1
FINE ASH CIGARS	2019	n.a.	1	1
MARS SMOKE SHOP BEER & WINE	2019	n.a.	1	1
MA TOBACCO	2019	n.a.	1	1
WILSONS CIGAR STORE	2019	n.a.	1	1
BEAVER SQUARE SMOKE SHOPPE	2019	n.a.	1	1
BULLOCKS SMOKE SHOP & GAS & DRIVE THRU	2019	n.a.	1	1
KP S TOBACCO OUTLET	2019	n.a.	1	1
SMOKE SHOP WEST END BUILDING UNIT ONLY	2019	n.a.	1	1
ASPIRE VAPE CO	2019	n.a.	1	1

Peer group definition

Closest 10 international companies according to the Operating revenue (Turnover) of the subject company for the last available year (2019) amongst the standard peer group.

The standard peer group is based on NACE Rev. 2 industry classification: 4726 - Retail sale of tobacco products in specialised stores.

Company ratings

No data available for this company

Country ratings

Your subscription does not include some of the agency ratings.

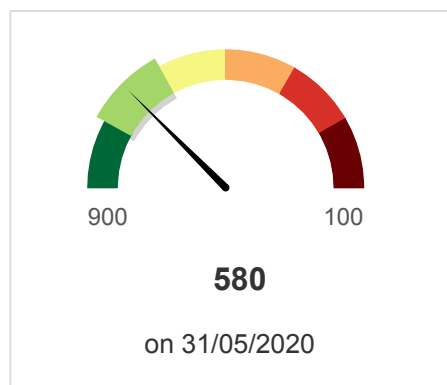
EIU

	Rating	Date	Action/Direction	Outlook	Watch
Overall country rating	AA	01/03/2020			
Banking sector rating	A	01/03/2020		Stable	

Copyright © 2020 The Economist Intelligence Unit Limited. All rights reserved.

National scores

Cortera payment score



The company has paid relatively slow over the past 3 months (between 5 and 10 days)



Uncertainty
Long term health

There is incomplete or potentially negative information over the past 24 months

Moderate
Credit risk rating

Risk distribution of this company's customer base shows a moderate credit risk exposure

Managed funds

There is no available data for this entity set

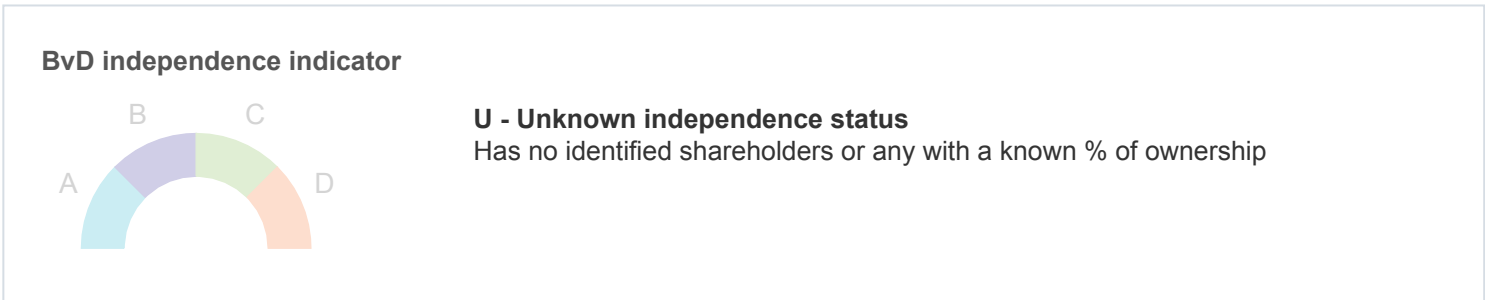
Geographic footprint

There's no corporate group for this company

Ultimate Owner definition

The path from the company to its Ultimate Owner is minimum 50.01%
I consider a company the Ultimate Owner if there are no identified shareholders or if the shareholder percentage is not known.

Controlling shareholders



There is no shareholder information available for this entity.

Ultimate Owner definition

The path from the company to its Ultimate Owner is minimum 50.01%

I consider a company the Ultimate Owner if there are no identified shareholders or if the shareholder percentage is not known.

Research

Company profiles

Filters:

Moody's Investors Service, Moody's Analytics Capital Markets, MarketLine, Morningstar, GlobalData

No data available for this company

Industry profiles

Source	Document	Type	Date
MarketLine Company operates in the industry	Global Tobacco	Industry profile	29/08/2018
	Global Tobacco		01/08/2017
	Global Tobacco		22/06/2016
	Global Tobacco		16/09/2015
	Global Tobacco		01/09/2014
	Global Tobacco		01/09/2014
	Global Tobacco		01/08/2013
	Global Tobacco		01/10/2011
	Global Tobacco		01/06/2010
	Global Tobacco		01/07/2009
	Global Tobacco		01/12/2008
	Global Tobacco		01/02/2008
	Global Tobacco		01/12/2006
	Global Tobacco		01/12/2005
	Global Tobacco		01/05/2005

	Global Tobacco		01/08/2004
	Global Tobacco		01/12/2003
	Global Tobacco		12/10/2018
	Global Tobacco		09/10/2017
	Global Tobacco		01/12/2016
	Global Tobacco		07/08/2015
	Global Tobacco		17/10/2014
	Global Tobacco		01/11/2013
	Global Tobacco		01/03/2013
	Global Tobacco		01/03/2013
	Global Tobacco		01/02/2012
	Global Tobacco		01/10/2010
	Global Tobacco		01/07/2009
	Global Tobacco		01/10/2008
	Global Tobacco		01/09/2007
	Global Tobacco		01/10/2006
	Global Tobacco		01/12/2005
	Global Tobacco		01/11/2004
MarketLine Company operates in the industry	Tobacco in the United States	Industry profile	29/08/2018
	Tobacco in the United States		01/08/2017
	Tobacco in the United States		22/06/2016
	Tobacco in the United States		16/09/2015
	Tobacco in the United States		01/09/2014
	Tobacco in the United States		01/09/2014
	Tobacco in the United States		01/08/2013
	Tobacco in the United States		01/10/2011

	Tobacco in the United States		01/06/2010
	Tobacco in the United States		01/07/2009
	Tobacco in the United States		01/12/2008
	Tobacco in the United States		01/01/2008
	Tobacco in the United States		01/12/2006
	Tobacco in the United States		01/12/2005
	Tobacco in the United States		01/11/2004
	Tobacco in the United States		01/12/2003
	Tobacco in the United States		12/10/2018
	Tobacco in the United States		09/10/2017
	Tobacco in the United States		01/12/2016
	Tobacco in the United States		07/08/2015
	Tobacco in the United States		17/10/2014
	Tobacco in the United States		01/11/2013
	Tobacco in the United States		01/03/2013
	Tobacco in the United States		01/03/2013
	Tobacco in the United States		01/02/2012
	Tobacco in the United States		01/10/2010
	Tobacco in the United States		01/07/2009
	Tobacco in the United States		01/10/2008
	Tobacco in the United States		01/09/2007
	Tobacco in the United States		01/10/2006
	Tobacco in the United States		01/12/2005
	Tobacco in the United States		01/11/2004
MarketLine Company operates in the industry	Tobacco in North America	Industry profile	29/08/2018
	Tobacco in North America		01/08/2017

Tobacco in North America	22/06/2016
Tobacco in North America	16/09/2015
Tobacco in North America	12/10/2018
Tobacco in North America	09/10/2017
Tobacco in North America	01/12/2016
Tobacco in North America	07/07/2015

Industry profiles Filters

Moody's Investors Service, Moody's Analytics Capital Markets, MarketLine, Morningstar, GlobalData

My variables

Limited financials, Local registry filing

No data available for this company

Appendix – Omitted chapters

The chapters listed below have been omitted because they have no data for this company, or the data cannot be represented in the PDF

Legal events

Detailed format

Cash flow statement

Segment data - Business lines

Segment data - Geographic segments

Graph - company ratings over time

Stock profile

Annual stock data

Annual stock valuation

Pricing series

Beta and price volatility

Earnings estimates

Credit default swaps

Current directors & managers

Previous directors & managers

Current auditors, bankers & other advisors

Previous auditors, bankers & other advisors

Ownership structure

Corporate group

Current shareholders

Shareholders history

Current subsidiaries

Branches

Patent portfolio

Royalties agreements

Company and market news

FACTIVA news

Mergers & acquisitions

Crossborder investments

Liquidity events & potential beneficiaries

Local registry documents
Global reports
EOL SEC filings